

MOVEO[®]

DORMA Hüppe.
Defining space the
quick and easy way.





Heralding a new age in efficient space configuration.

Now you can implement your space utilization ideas more quickly than ever. For example, a large conference room can be converted in just a few minutes

into several small seminar rooms for conducting parallel meetings. DORMA MOVEO enables flexible spatial areas to be created free of rigid walls. DORMA MOVEO

is adaptable in moments to the daily utilization requirements of any dynamic enterprise or establishment.

A new and

Easy operability

Easy operability

Get the most from more innovation with less weight!

DORMA MOVEO represents a new generation of products characterized by an innovative lightweight construction, now hitting the movable wall market.

It's the advanced design that sets it apart. Based on a unique high-tech production process and innovative materials, this next generation product offers a lower weight per unit area combined with exceptional stability.

New

Speed

Save time, increase profits!

The low weight ensures ease of operation. The ComforTronic® control, a standard feature on the DORMA MOVEO, enables

quicker set-up and operational reliability. This exceptionally simple system ensures easy set-up and break-down, even for the inexperienced operator.

New

FlexiBiLiTy



reddot design award
winner 2006

Making the impossible possible!

DORMA MOVEO enables optimal space utilization with more flexibility and efficiency. The low weight of the system means that it can be installed cost effectively in areas where movable

partitions were previously eliminated from consideration due to structural deficiencies. The easy operation and standard ComforTronic® control make for exceptionally short conversion times.



With DORMA MOVEO®, you have all the advantages on your side.

- It couldn't be easier – intelligent usage of your space with smart and aesthetically elegant partitioning systems.
- Our lightweight panels simplify your logistics, and the narrow track system ensures maximum visual compatibility.
- With the ComforTronic® control system operation is faster, easier, and safer. Installation is simple so the partition is immediately ready for service.
- You don't need trained personnel for the day-to-day operation of your movable walls because anyone can easily and safely operate this system.
- Thanks to integrated track switches and curves, the elements can be guided safely, smoothly and with the utmost convenience.
- A revolutionary duplicate production process that ensures uniformly high quality and extremely short delivery times – for maximum planning reliability.
- It's the system that has it all – unbeatable ease of operation with the ComforTronic® control, an optimized track system and lightweight elements.



Positioning and removal now twice as fast as with conventional partitions.



This is how quick and easy it can be,



when it comes to reconfiguring interior space with the DORMA MOVEO system.



The individual system elements

Maximum convenience with a great bottom-line pay-off.

The panels used in the DORMA MOVEO system are constructed of high-tech, light weight material which facilitate quick, easy operation. The ComforTronic® control system is provided as a standard feature, eliminating the time and effort of manual crank mechanisms. Panel seals are automatically extended

when two elements come into contact. This eliminates any likelihood of operator error, and ensures that the wall is always securely sealed. The lightweight construction facilitated by the system design and production methods ensures outstanding sound attenuation levels of up to 55 dB.

ComforTronic® included.

The ComforTronic® represents a new standard in convenience and efficiency. The sealing strips and telescopic elements are electronically extended and retracted again as soon as the contacts at the narrow end face of the elements make contact

with or disconnect from the power supply circuit. A tight seal is created within five seconds with the precisely metered contact pressure of the seals ensuring outstanding wall stability. In the event of a power failure, the seals can be manually operated.





are manually removed from the stacked to the operational position.



As soon as the element is in place, the ComforTronic® control automatically extends the sound-insulating seals



until, at the end, the telescopic element extends to complete the closing sequence and secure the wall.

So light yet so sturdy.

The surface integrity and stability of the panels are unbeatable. Both are achieved through a unique high-tech production process – a true world first – combined with innovative materials.



The “anyone can do it” principle.

Demanded by the market, introduced by DORMA: a modern movable wall system that can be operated by anyone with ease. DORMA MOVEO, the revolutionary innovation in terms

of lightweight construction and convenience, together with the ComforTronic® control ensures easy, fast and safe handling so that your spaces can be quickly and flexibly reconfigured at any time.



10.00 hours
Sales conference in the main auditorium

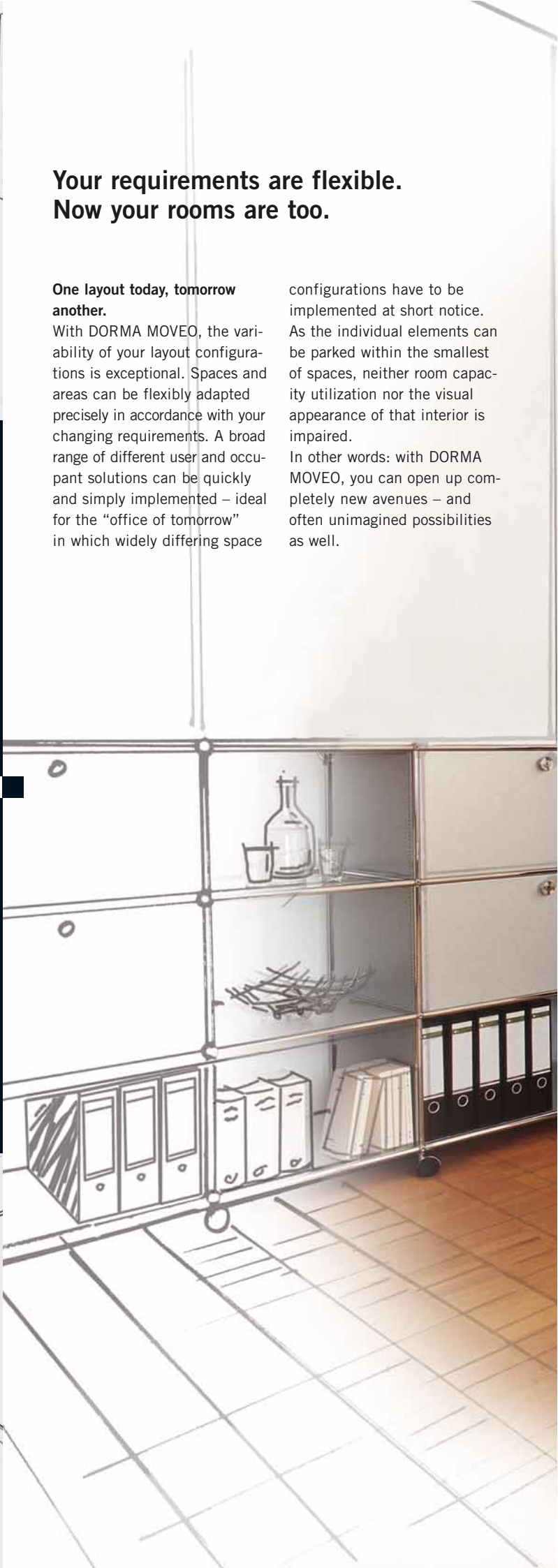
Your requirements are flexible. Now your rooms are too.

One layout today, tomorrow another.

With DORMA MOVEO, the variability of your layout configurations is exceptional. Spaces and areas can be flexibly adapted precisely in accordance with your changing requirements. A broad range of different user and occupant solutions can be quickly and simply implemented – ideal for the “office of tomorrow” in which widely differing space

configurations have to be implemented at short notice. As the individual elements can be parked within the smallest of spaces, neither room capacity utilization nor the visual appearance of that interior is impaired. In other words: with DORMA MOVEO, you can open up completely new avenues – and often unimagined possibilities as well.

14.00 to 18.00 hours
Small seminar room





14.00 to 18.00 hours
Main auditorium divided into
an office and a small seminar
room.

Increasing the economic return per unit area.

Today, improving space utilization has become a must in all sorts of applications and organizations. Schools, universities and conference centers need to utilize their existing space more flexibly. Hotels, for example, are finding that they need to be more versatile and adaptable in their hall and meeting room configurations.

The reasons are obvious. Optimally utilized space can make a decisive contribution to improved cost-efficiency.

The restaurant area is particularly suitable for parallel utilization patterns. For example, a room for 100 people can be split on a 70:30 basis, enabling it to be utilized simultaneously for a classy dinner and a conference buffet; or the hotelier could choose a 40:40:20 split if the occasions warrant it. Whatever the situation, DORMA MOVEO offers the best solution by far.

Investment in education is once again on the increase. Given the requirement for pupils to remain in schools for ever-increasing lengths of time, the need for smaller classroom units is rising. In most cases, the authorities have to make do with the interior space already available, so that this imperative can only be satisfied through the use of mobile wall systems for flexible space configuration. DORMA MOVEO enables a large classroom to be quickly converted into two fully functional group rooms.

DORMA MOVEO®

DORMA MOVEO in the hotel.



Maximum flexibility in the restaurant: two separate events during the day conducted concurrently with a business lunch, ...



... and in the evening a conference running parallel with an à la carte service.

Flexible space configuration for optimal space utilization.

DORMA MOVEO in schools.



A large classroom used for morning teaching ...



... can be reconfigured into separate rooms one for a working group and one for homework assistance.



Design Collection

The Design Collection encompasses high-quality genuine wood veneers. The natural beauty of wood and the interplay of colors and grain, give

every room that individual flair. Also available are striking metallic decor finishes and RAL-coated surfaces.

Exceptional design credentials for every requirement.

DORMA MOVEO satisfies every aspect of modern styling while offering plenty of scope for your own ideas. In order to meet all the requirements likely to arise,

we offer a choice of three surface finishes, enabling you to match the finish precisely to your decor vision.




Classic Collection

The Classic Collection comprises a wide range of high-quality, fashionable finishes. The materials used are scratch and impact-resistant providing for a durable, long-lasting finish. Uniform colors, wood reproductions and textured finishes open up a wide range of design possibilities.

Functional Collection

The Functional Collection contains surface finishes that add additional functionality to your wall. You can choose from surfaces such as a sturdy steel sheet for satisfying the highest wear-resistance demands. We also offer magnetic marker boards with glare resistant projection surfaces.





Convenient parking.


Whatever the stacking solution, the individual panels of the DORMA MOVEO stack together in a relatively small compact area. This means that they can be accommodated within the smallest of areas to suit each configuration requirement. Their low weight

means that they have little influence on the structural integrity of the building, thus making planning much more flexible. Individual layouts to satisfy the specific requirements of your project can also be provided. Our standard stacking arrangements are as follows:

In-line stacking track systems




Stacking solution PL1




Stacking solution PL4



Stacking solution PL2



Stacking solution PL5



Stacking solution PL3



Stacking solution PL6

Flexible design possibilities with a variety of elements and variable track systems.

When it comes to configuring space effectively, you can't beat this comprehensive system portfolio for providing the optimum solution to a wide range of requirements.

DORMA MOVEO offers an extensive choice of track systems and elements to enable implementation of an extensive array of layouts and application options.



Full wall panel



90° panel



Double-leaf pass door panel



Panel with integrated pass door



Telescopic/expandable closure panel

DORMA MOVEO® product lines

Smart Line:

Business Line:

Design Line:

Steel Line:

DORMA MOVEO® technical data

Element thickness:

Clear passage height:

Element width:

Control type:

Sound insulation:

Element weight:

Element interconnection:

High-tech for exceptional lightness

DORMA MOVEO is manufactured from innovative materials. The product properties arising from these materials are far superior to those of all previous movable wall systems. These new partitions are not only significantly lighter, they also exhibit very high durability and outstanding stability. The outer skin of jet skis, for example, is manufactured from the same material, which can only mean one thing: exceptional load capacities plus the lowest possible weight.



The clever solution
that's right to the point.

The functional solution for the
professional working environment.

The high-value solution
for exacting aesthetic demands.

The sturdy solution able to
withstand the toughest operating
conditions.

100 mm

2,000 – 4,500 mm

up to 1,250 mm

ComforTronic®
(electronically controlled extension
and retraction of the seals)

Rw 37, 47 and 55 dB
(per EN 20140)

18, 26 and 40 kg/m²

Positive convex/concave locking
Aluminium profiles with lip seals






Safely on the right track.

The K-type track system is particularly narrow and compact and can also be used for curved track configurations. This mechanically programmable system automatically curves and diverts for easy operation. This enables the panels to automatically move into the right position, eliminating any chance of operating error.

The R-type track system is designed for tall panels of higher weights running in rectangular configurations. It can be used for a wide range of layout variants. It is equipped with omni-directional carriers: the track rollers mounted in ball bearings and the additional support rollers used ensure light and simple handling, particularly in the area of the intersections. The support rollers also prevent the elements from dropping as they pass through the branch points and switches. The result: exceptional operating convenience ensuring a long service life and satisfied users.



www.dorma-hueppe.com



Door Control



Automatic



Glass Fittings and Accessories



Security/Time and Access Control (STA)



Movable Walls

DORMA UK Ltd.
Hüppe Movable Walls Division
Wilbury Way
Hitchin
GB-Hertfordshire SG40AB
Phone +44 1462477600
Fax +44 1462477601
movablewalls@dorma-uk.co.uk
www.dorma-uk.co.uk

DORMA Polska Sp. z o.o.
Dział ścian przesuwnych
DORMA Hüppe
Ul. Warszawska 72
PL-05-520 Konstancin-Jeziorna
Phone +48 22 7365900
Fax +48 22 7365901
huppe@dorma.com.pl
www.dorma.pl

DORMA Ibérica S.A.
División Hüppe Muros Móviles
Camino de San Martín de la
Vega, 4
E-28500 Arganda del Rey (Madrid)
Phone +34 91 8757852
Fax +34 91 8757884
jpaller@dorma.es
www.dorma.es

DORMA Schweiz AG
Division Hüppe
Raumtrennsysteme
Industrie Hegi 1a
CH-9425 Thal
Phone +41 71 8864646
Fax +41 71 8864656
dorma@dorma.ch
www.dorma.ch

Ecker Hüppe Ges.m.b.H.
Hollabrunnerstraße 4b
A-4020 Linz
Phone +43 732 600451
Fax +43 732 650326
office@ecker-hueppe.co.at
www.dorma-hueppe.de

DORMA Hüppe
Raumtrennsysteme
GmbH + Co. KG
Industriestraße 5
D-26655 Westerstede/Ocholt
Postfach 2190
D-26648 Westerstede
Phone +49 4409 666-0
Fax +49 4409 666-489
info.hueppe@dorma.com
www.dorma-hueppe.com